



Situated minutes from downtown Los Angeles and Hollywood in the heart of southern California's populous San Fernando Valley, Panorama Mall has long been an important destination for the day-to-day shopping needs of residents and daytime workers in Panorama City and surrounding areas. Indeed, despite its compact size, the enclosed, single-level center draws nearly 7 million visitors annually.

From its strategic location at the intersection of Roscoe Boulevard and Van Nuys Boulevard—with a daily traffic count of over 80,000 cars—the mall serves a densely populated trade area that extends toward Northridge on the west, Burbank on the east, Mulholland Drive on the south and up to the Valley's northern ridges. The center's zip code trade area delivers a total population of over 1 million residents in 313,645 households, including over 725,000 people in a five-mile radius. Moreover, the mall draws from a business population of over 353,000 people in close proximity to the property. Major employers near the center include brewer Anheuser-Busch, Kaiser Permanente and several state and local government offices.

Panorama Mall is anchored by one of the nation's first multi-level Wal-Mart stores and La Curacao, a hardline retailer that has a loyal following in Los Angeles' huge Hispanic community.

[Click here to view Property Website](#)

# Panorama Mall

8401 Van Nuys Blvd, Panorama City, CA 91402

EYE™ ©. EYE Mall Media (USA), LLC. SALES: 1 877 393 6671.

Sources: Claritas, Inc.; Market Insite Group, Inc. 2007

## PROPERTY PROFILE

TYPE | Regional  
 BUILT | 1955  
 SIZE | 323,449 sf  
 2007 SHOPPER VISITS | 6.6 million

RESTAURANTS & ENTERTAINMENT |  
 BBQ Express, Chinese Gourmet Express,  
 Pollo Campero, Ice N Tasty, Janitzio Mexican  
 Grill, McDonald's, Wendy's

THEATER | No

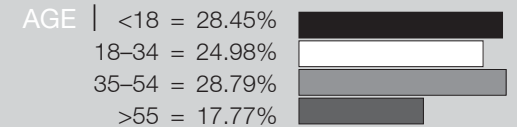
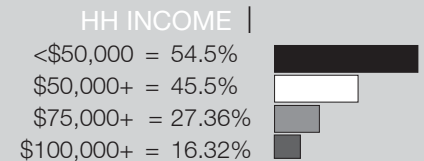
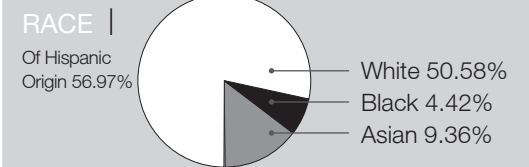
FOOD COURT | No

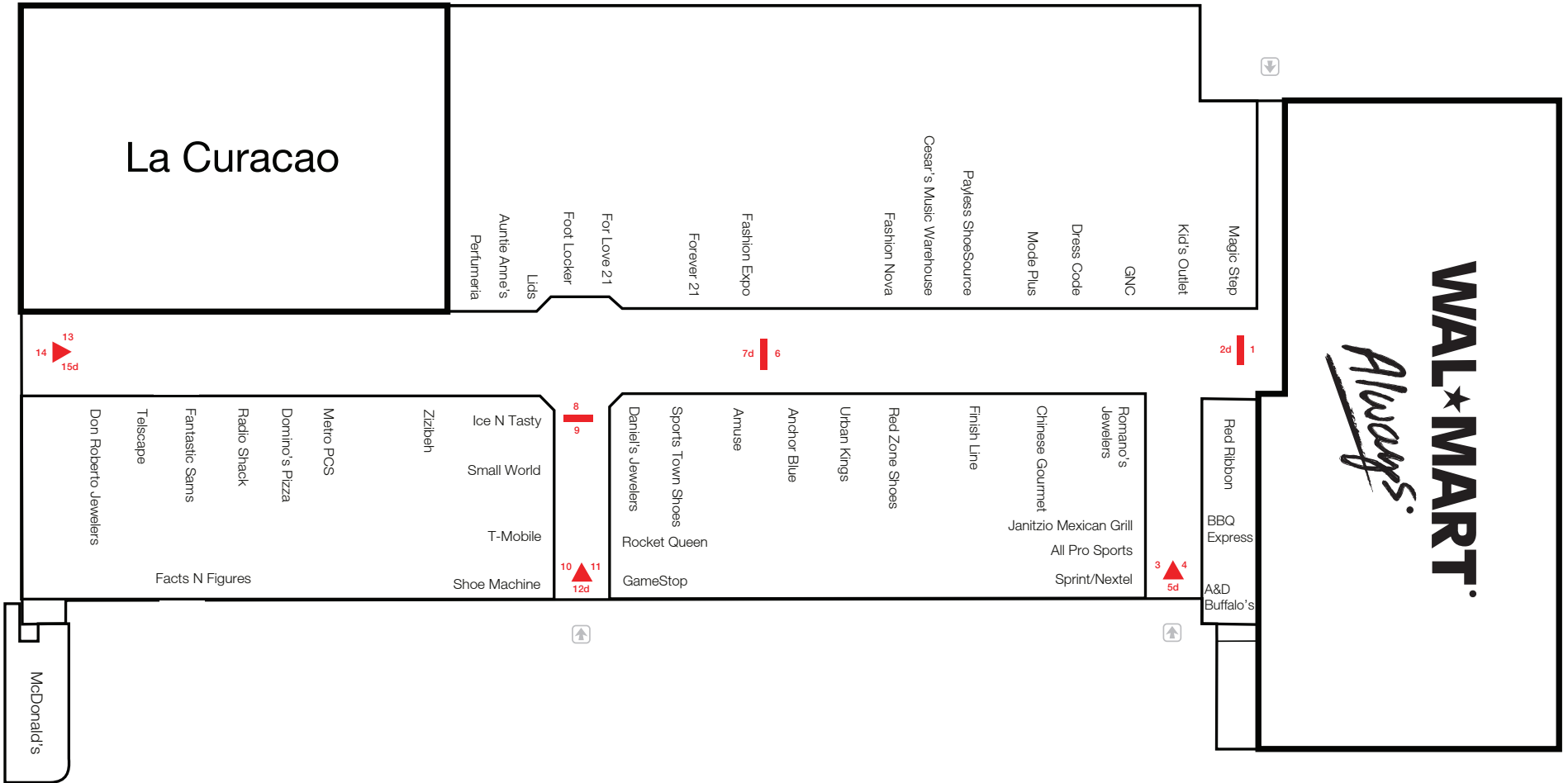
ANCHORS | La Curacao, Wal-Mart

STORES | 67+: Foot Locker, Forever  
 21, GNC, K-B Toys, Payless ShoeSource,  
 RadioShack, Finish Line

## TRADE AREA PROFILE

POPULATION | 1,053,769  
 MEDIAN AGE | 33 years  
 HOUSEHOLDS | 313,423  
 AVERAGE HH INCOME | \$62,319  
 5 YR MARKET GROWTH | 5.65%  
 COLLEGE EDUCATION | 4+ years 19.61%  
 <4 years 24.99%

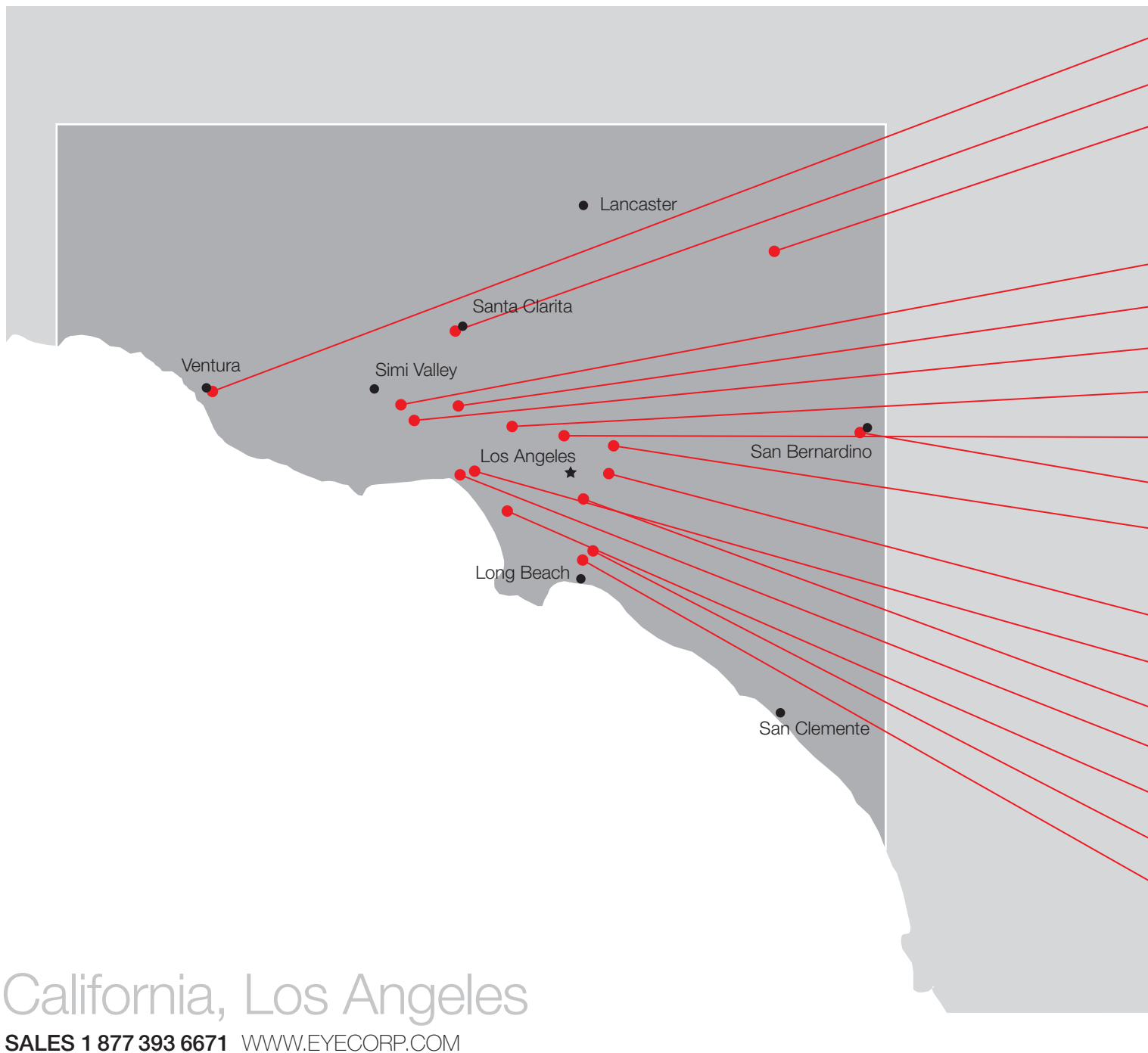




# Panorama Mall

8401 Van Nuys Blvd, Panorama City, CA 91402





- Pacific View Mall, Ventura
- Westfield Valencia, Valencia
- Victor Valley Mall, Victorville
- Westfield Topanga, Canoga Park
- Panorama Mall, Panorama City
- Westfield Promenade, Woodland Hills
- Westfield Fashion Square, Sherman
- Westfield Eagle Rock, Los Angeles
- Inland Center, San Bernardino
- Westfield Santa Anita, Arcadia
- Westfield West Covina, West Covina
- Westside Pavillion, Los Angeles
- Stonewood Center, Downey
- Santa Monica Place, Santa Monica
- Westfield Fox Hills, Culver City
- Los Cerritos Center, Cerritos
- Lakewood Center, Lakewood

# California, Los Angeles

SALES 1 877 393 6671 WWW.EYECORP.COM

Eye Shop. EYE™ ©.

